



深圳市华源显控技术股份有限公司
Shenzhen Huayuan Display Control Technique Co., Ltd.
深圳市芯云显控技术有限公司
Shenzhen Chiloud Display Control Co., Ltd

4.3 inch HDMI Touch Display
HYH8048C043-A01
(Resolution: 800 * 480)

Standard code	Department	Rev No.
		A/0
Checked by	Written by	Date
		2024-05

CONTENTS

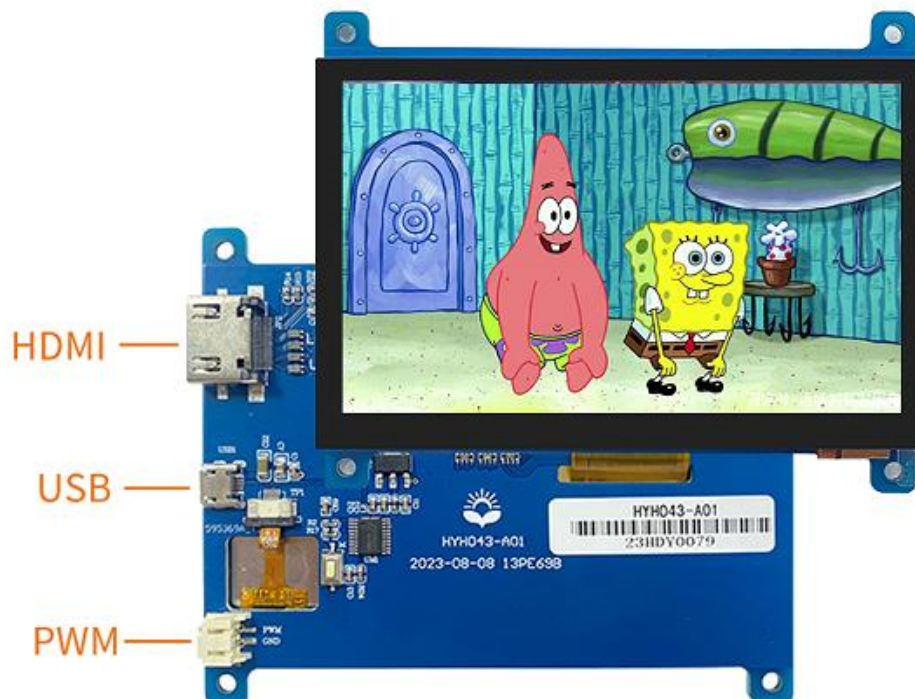
1. Product Introduction.....	3
2. Product characteristics.....	4
3. Product illustration.....	5
3.1 Overall diagram of the product.....	5
3.2 Product interface diagram.....	5
3.3 Product structure diagram.....	6
4. Product parameters.....	7
4.1 LCD parameters.....	7
4.2 Hardware parameters.....	7
5. Interface parameters.....	8
6. Reliability parameters.....	8
7. Instructions for use.....	9
7.1 Cautions.....	9
7.2 Warranty period.....	9
8. Packaging method.....	10

1. Product Introduction

4.3 inch standard display with HDMI input

Can be used as a Raspberry Pi display with touch control function (touch driver required)

Can be used as standard HDMI output devices such as computer monitors, TV boxes, and PSPs



2. Product characteristics


1. The hardware resolution is 800*480
2. Compatible with most versions of Raspberry Pi and can plug in directly
3. Support Raspberry Pi OS/Ubuntu/Windows system
4. Do not use touch function, does not occupy any I/O resources (use touch function, occupy I/O)
5. Support HDMI audio output(Optional)

3. Product illustration

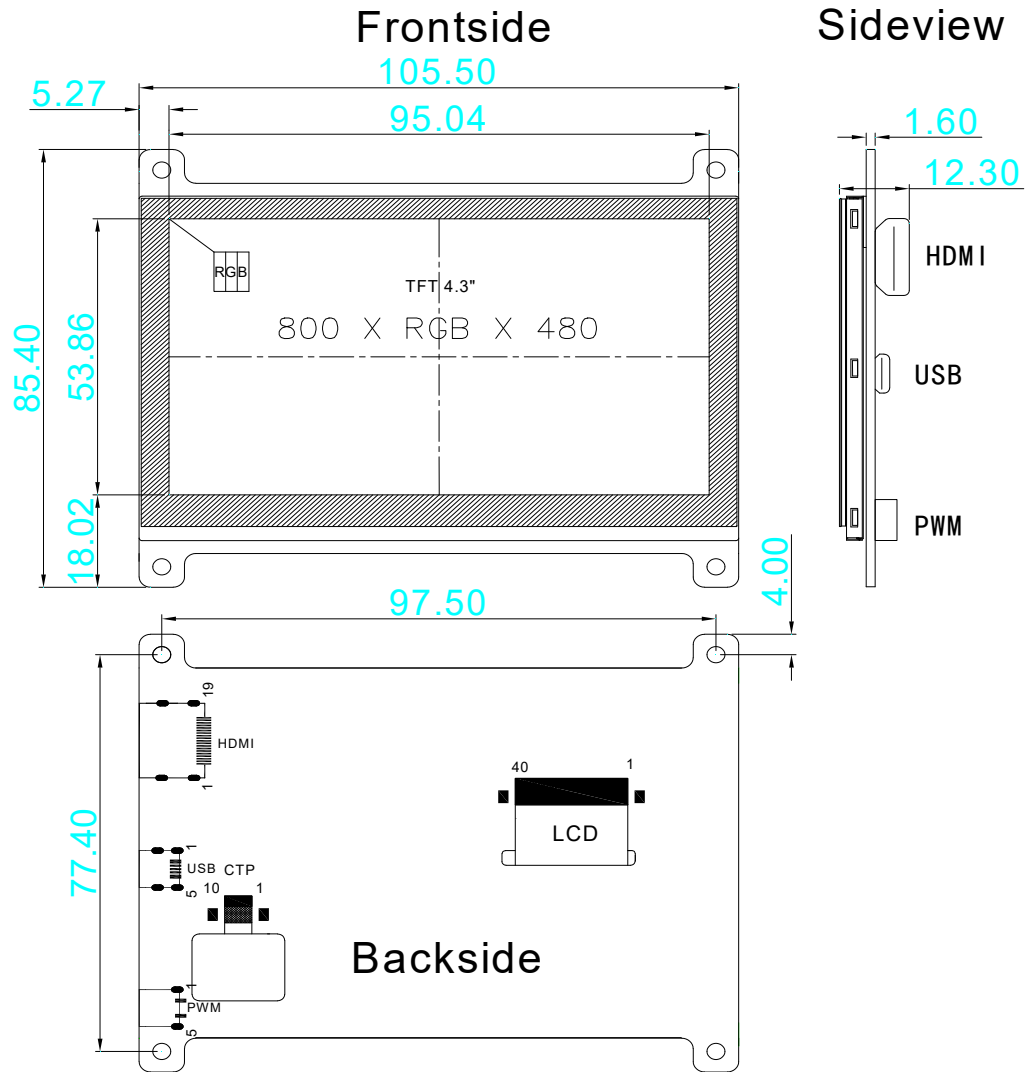
3.1 Overall diagram of the product



3.2 Product interface diagram



3.3 Product structure diagram



4. Product parameters

4.1 LCD parameters

Specification	Data	Description
Screen size	4.3Inch	
Resolution	800*480	
Color	16.7M	
Backlight brightness	440cd/m2	The brightness can be PWM adjusted
Backlight life (Hour)	50000Hrs	LED Backlight
Viewing angle	All View	Panel type: IPS

4.2 Hardware parameters

Specification	Description
Operating system	Raspberry Pi OS /Ubuntu/ Windows system
Touching points	Single-point touch / Multi-point touch
Touching type	Capacitive touch/ Resistive touch
Touching options	With / Without touching panel optional
Display customization options	Display customization options
PCB customization options	LOGO, Size , Interface location
Overall dimension	5V/12V
Overall dimension	105.5(L)* 85.4(W)mm

5. Interface parameter

Display port	HDMI port 1PC
Touching panel port	USB port 1PC
Brightness adjustment port	PWM port 1PC

6. Reliability parameters

Specification	Specification	Description
Environment parameters	Storage temperature	-20 ~ 70℃
	Operating temperature	-20 ~ 70℃
	Relative humidity	50℃ , Humidity 95%
Reliability parameters	EMC	Class B, EN55032
	ESD	Class 3

7. Instructions for use

7.1 Installation method

1. It is recommended to use the specified voltage range to drive the LCD panel, try to adjust the working voltage to achieve the best contrast, the color and contrast of the LCD panel will be different at different temperatures;
2. In the lower operating temperature range, the response time of liquid crystals is greatly delayed. But this does not mean that the liquid crystal will fail, so that it returns to the specified temperature range and it will return to its normal state;
3. If the LCD module is subjected to hard object pressure during operation, the LCD module will become abnormal;
4. The use of LCD in the environment under specific conditions may lead to the damage and shortening of the life of the liquid crystal;

7.2 Warranty period

1. According to the inspection and acceptance criteria (or agreed requirements), if the product is found to be defective, our company provides 12 months of product maintenance guarantee service from the production date of the product inkjet printing;
2. Any defective product must be returned within 60 days of receipt of the goods, based on the delivery document;
3. If the following problems are caused by improper protection precautions, the warranty will not be provided:
LCD cracked/cracked
The PCB socket is damaged or modified
Damaged PCB conductor PCB
The circuit is artificially polished, engraved or painted with paint
FPC has fractures
4. The defective module must be clearly identified as a problem, any connected objects installed must be completely separated and removed without damaging the PCB socket, circuit and terminal, and the LCD display must be packaged and transported in a special box;

8. Packaging Information



USB 线



HDMI 线

