



深圳市华源显控技术股份有限公司
Shenzhen Huayuan Display Control Technique Co., Ltd.
深圳市芯云显控技术有限公司
Shenzhen Chiloud Display Control Co., Ltd

32 inch Industrial Windows all-in-one machine HYW320-A01

Standard code	Department	Rev No.
		A/0
Checked by	Written by	Date
		2024-05


Catalogue

1	Product Introduction	3
2	Product Features	4
3	Product Pictures	5
3.1	Overall	5
3.2	Interface	5
3.3	Structure	6
4	Product Specifications	7
4.1	Display specs	7
4.2	Hardware specs	8
5	Interface Specs	9
6	Reliability Specs	10
7	Instructions for use	11
7.1	Installation	11
7.2	Maintenance	12-13
8	Packing Details	14


Hunan Huayuan display technology CO., LTD

1 Product Introduction


WINDOWS system industrial touch all-in-one computers are mostly suitable for automated high-end human-machine interface operating platforms. The casing is designed with an aluminum alloy/sheet metal structure. The front panel of the aluminum alloy industrial tablet computer uses a high-standard LCD screen and touch screen to fit seamlessly. It complies with IP65 dustproof and waterproof standards and has the advantages of low power consumption, high integration, good stability, complete communication I/O, easy installation, beautiful appearance, thin and light, and takes up little space. This product adopts panel embedded installation, making installation and maintenance very convenient. .

Multiple interfaces
More expansions



Precise Touch
Flat capacitive touch




Flexible Installation
Multiple installation methods



Embedded panel design
4-5mm front panel



Support self-developed applications



Customization
Meet more demands

2 Product Features

- 1, It realizes Human-Machine Interaction and various personalized needs through APP
- 2, It supports multiple networking methods such as WIFI/4G/Ethernet, which can realize remote data transmission and cloud interconnection;
- 3, Multiple interfaces, supporting multiple RS232, RS485 and other different serial port communications to achieve communication with external devices;
- 4, It supports voice and video playback;;
- 5, It supports video advertising playback and improve operating income;
- 6, It's easy to install with industrial embedded design;

Hunan Huayuan

3 Product Pictures

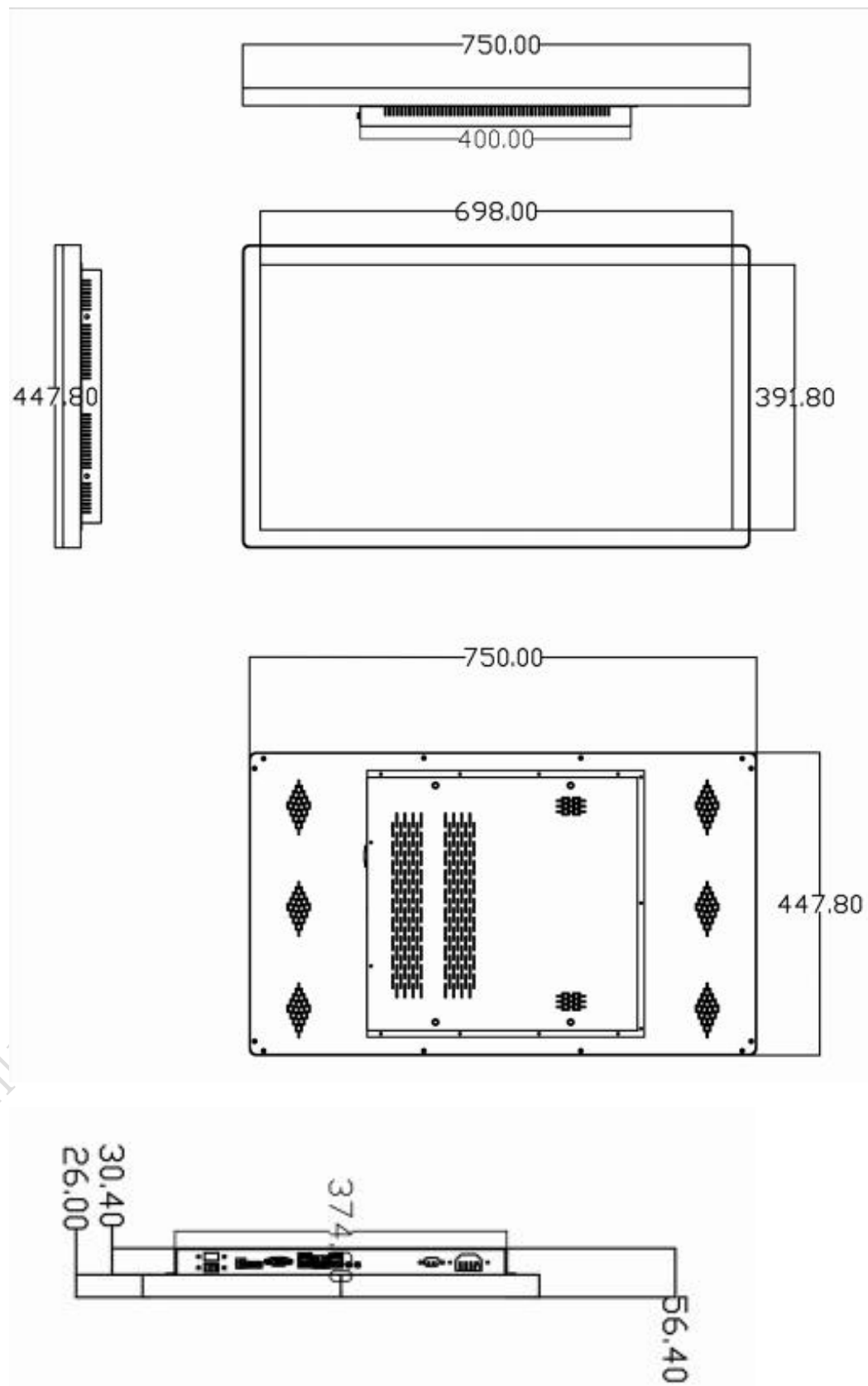
3.1 Overall



3.2 Interfaces



3.3 Structure Diagram



4 Product Specifications

4.1 LCD specs

Items	Specs	Marks
size	32 inch	Screen Ratio 16: 9
Resolution	1920*1080	
Color Depth	16.7M	-
Display size	698 (L)* 391.8 (W) mm	-
Brightness	300 -600nit	Adjustable
LCD Lifetime	50000Hrs	LED
Viewing Direction(CR>10)	Wide viewing angle	85/85/85/85 (Typ.)
Touch	Capacitive Touch	10 point touch
Input	Handwriting or capacitive pen	
Lifetime	Single Point Touch≥50 million times	
Response Time	8ms	
Outline Dimensions	750.0(L)* 447.8(W) mm	

4.2 Hardware Specs

Main Hardware Indicators	
CPU	Intel I3-2/ I5-2(Standard) /I7-2/I3-3/I5-3/I7-3
RAM	2GB/ 4GB(Standard) /8GB DDR3
ROM	64GB/ 128GB(Standard) /256GB/512GB
System	Windows 10, Windows 8, Windows 7, Windows XP, Linux
Video	H.265 , H.264 VP8, MAV , WMV , AVS , H.263 , MPEG4 1080P/2160P Multiple video decoding
Picture	JPG BMP PNG rotate/slideshow/Picture Enlargement
Internet	4G、 Ethernet、 WIFI、 Support peripheral expansion
Resolution	1080P
RTC Time	yes
Timer Switch	yes
System upgrade	Support SD card/Laptop upgrade

5 Interfaces

Interfaces	
USB	USB2.0*4, USB3.0*2
Power	220V
RJ45	1*Realtec8 111F Gigabit interface, network wake-up
VGA	Standard DB15
HDMI	HDMI output, max 1080P
Headphone	Output 3.5mm standard interface
Serial	COM1,RS232
DC Terminal	12-36V Power Supply
WIFI	Standard WIFI, automatic connection

6 Reliability Specs

Reliability Specs	
Operate Temp	-10°C~60°C
Storage Temp	-20°C~70°C
Humidity	Humidity: 90% , Temp: 50°C
Vibration Protection	10Hz-50Hz-10Hz, Amplitude 1.5mm, X、Y、Z each 3H
Certificate	CCC/CE/FCC/EMC/CB/ROHS
Hardness level	The front panel IP65 waterproof

7.Instructions

7.1. Installation:



7.2 .Care and Maintenance

- 1.The power cord must be in good contact to avoid loosening, sparking, and voltage fluctuations.
- 2.To shut down the machine, please close the current program and click "Start" - "Shutdown" in sequence. After no signal is displayed, turn off the AC power switch.
- 3.If you need to turn on the machine again after pressing the power switch to shut it down, wait at least 5 seconds before operating. The switch on the machine body will cause certain damage to the machine and affect its service life. Please avoid frequent turning on and off the machine.
- 4.If it is not used for a long time after shutdown, it is best to cut off the external main power supply (turn off the power socket and pull out the power plug).
- 5.During thunderstorms, it is recommended not to use the machine, and it is best to unplug the power cord and network cable to prevent lightning strikes.
- 6.After using external storage devices such as USB flash drives and mobile hard disks, please follow the correct operating procedures to exit the device and then unplug it.
- 7.If you are not absolutely sure, please do not add, delete, or change computer system files and settings at will.
- 8.Do not use third-party software to repair the system without special needs or absolute certainty.
- 9.When cleaning the machine, please unplug the power plug first, then apply cleaning fluid to a soft cloth and then wipe it. Pay special attention not to use a too wet rag to allow water to enter the machine.
- 10.If the light is too bright, even direct light, on the one hand, it will affect the visual communication of the touch all-in-one machine, on the other hand, the direct light will damage the electronic components of the screen.
- 11.The humidity of the environment where the machine is located should be suitable. If the electronic equipment is too humid, it will affect the circuit condition and cause problems.

important notes:

01. Do not place the machine in an unstable or prone to falling location。
02. Avoid exposing the machine to sunlight and other heat sources.

03. In thunderstorm weather(especially when there is lightning), please unplug the power plug and antenna plug.
04. Please place the power cord in a location where people cannot trip over it and do not cover it with any debris.
05. Before you power the device, please confirm whether the power supply voltage meets the device requirements.
06. Please do not overload the power socket to avoid fire or electric shock.
07. For equipment that uses a power cord, there must be an easily accessible electrical outlet near the equipment.
08. Before cleaning the device, unplug the power cord from the outlet and wipe the monitor with a dry, soft cloth.
09. Please avoid chipping, rusting, and damage to products or components (such as casings, LED screens, interfaces, components, circuits, etc.) caused by insect bites or intrusion of foreign objects.
10. Avoid touch or exposure to inappropriate temperatures, solvents, acids, alkalis, water immersion or humid environments.。
11. Please do not let any liquid flow or splash into the device, so as not to cause short circuit or fire.
12. Please do not open the device by organizations or personnel not authorized by our company.
13. If the device will not be used for a long time, please unplug the power plug.
14. In order to avoid unnecessary damage to the product caused by frequent power on and off, you should wait at least 30 seconds after shutting down the power before turning it on.
15. Before connecting or unplugging any signal lines, make sure all power cords have been unplugged in advance.
16. Ensure good heat dissipation and ventilation of the system.
17. Please install it at a suitable location under the guidance of professionals.

8, Packing Details

Product accessories

Multi-layer reinforced package protection, safe delivery

	
It is packed in a thousand layer carton	Power adapter+ Power cable
	
Pearl cotton protective layer	Product mounting accessories (Fasteners)